










CLEARANCE LIST	Item ID	Item Desc	QTY	Supplier Name (Primary)	List Price	Clearance Price
	V160UH2N5XA	GXV160 engine 1" diameter x 1.8" length crank, no blade brake	80	American Honda - Power Equip.	\$559.00	\$300.00
	GXH50UTQHA4	GHX 50 engine	69	American Honda - Power Equip.	\$519.00	\$250.00
	GPD-45XA-CHANNEL	POST DRIVER- 2.5"CHUCK (1",1.75",2" ADAP) (Open Box-As Is)	1	Rhino Tool Company	\$3,080.00	\$500.00
	PROM11	PROMIX 1200E 115V	1	BELLE	\$499.00	\$75.00
	302001	JACK JAW TENT STAKE PULLER-DISCONT.	6	Rhino Tool Company	\$525.00	\$40.00
	SQB-BARRELL	72 gallon Square Barrel	68	SQUARE BARREL	\$167.98	\$24.99
	S-125-N	Broadcast Spreader	1	MASTER GARDNER		\$50.00
	MUF0526	Muffler for GX630/660/690	5	American Honda - Power Equip.	\$135.00	\$49.00
	31610-Z5S-802ZB-TO	Control Box for GX340/390K1-UT1 engine (Open Box-As Is)	87	American Honda - Power Equip.	\$237.19	\$15.00 5+ \$10.00 each
	08E91-Z07-100AH	Gentran Parallel Cable Kit For EU2000i (Open Box-As Is)	1	American Honda - Power Equip.	\$209.00	\$40.00
	08E91-HPK2001	Reliance Parallel Cable Kit For EU2000i (Open Box-As Is)	1	American Honda - Power Equip.	\$199.00	\$20.00

CLEARANCE LIST	Item ID	Item Desc	QTY	Supplier Name (Primary)	List Price	Clearance Price
	TP400CL7	EZ Trench Cable Installer (Open Box-As Is)	1	EZ Trench	\$4,299.00	\$1,750.00
	STRIPER	Aersol Line Striper (Open Box-As Is)	1			\$35.00
	GE-75	GE-75 Pump (Open Box-As Is)	4	ACE	\$259.00	\$45.00
	MS413	MS413 Pump (Open Box-As Is)	1	MARUYAMA	\$899.00	\$450.00
	MS330	MS330 Piston Pump (Open Box-As Is)	3	MARUYAMA	\$1,749.00	\$750.00
	DJB-16	DJB-16 Sprayer (Open Box-Complete)	2	Jacto	\$449.99	\$150.00
	PJB-16	PJB-16 Sprayer (Open Box-Complete)	1	Jacto	\$349.99	\$150.00

GE-75 Ace Pump



(Engine not included)

- Barske Tall Blade Impeller Design - Higher Pressures at Standard Engine Speeds
- Suction 1" Discharge 3/4"
- Maximum Pressure 65 PSI and Maximum Flow 24 GPM
- Impeller Attaches Directly to 5/8" Keyed Shaft Engine
- Fits Economical Honda or Briggs & Stratton Engines
- All Polypropylene Corrosion Resistant Construction

Do not use with flammable liquids.

JackJaw Tent Stake Puller

Item# 302001



JackJaw® makes an easy task of pulling stakes and posts. With a couple pumps of the handle, stakes and posts break loose. The jaw and lever mechanism allow your pull stakes and posts straight up out of the ground without bending them, preserving the posts and stakes for repeated uses.

JackJaw® Manual Post Puller

Specifications			
T-Post Extractor Part No.	302003	Tent Stake Extractor Part No.	302001
Height — in (mm)	29 (73.66)	Height in (mm)	29 (736.6)
Weight lbs (kg)	21 (9.42)	Weight lbs (kg)	26 (11.79)
Accessories Tent Stake Extractor ONLY			Tent Stake Bar Adapter—302020

Video [rhino 302001 jack jaw tent stake puller - Google Search](#)

MS330 MARUYAMA PISTON PUMP



MARUYAMA'S PISTON PUMPS UTILIZE A PATENTED, SIMPLE UNIFLOW DESIGN WHICH ENSURES FLUID MOVES IN ONLY ONE DIRECTION THROUGH-OUT THE PUMP WITHOUT CHANGING ITS DIRECTION.

THIS TECHNOLOGY IS UNSURPASSED FOR EFFICIENCY, REDUCED FUEL CONSUMPTION AND REDUCED PULSATION.

GREAT PERFORMANCE WITH LESS VIBRATION.

NUMBER OF CYLINDERS: 3

CYLINDER COATING: CHROME

DRIVE TYPE: BELT

APPROX.WEIGHT(LBS): 15.9

PRESSURE (MAX PSI): 500

SUCTION VOLUME (GPM): 6.0

REQUIRED POWER (HP) APPROX.: 2.6

MS413 Maruyama Pump



- **MS413 Triple piston pump**
- **Ceramic coated cylinders**
- **7GPM and up to 450PSI**
- **6" Pulley includes pressure control valve**

IPL [MS313.413.513-IPL.pdf](#)

TP400CL7

E-Z Trench Cable Layer



You can install low voltage lighting or hidden pet fence quickly and easily with the EZ-Cable Installer. You are actually installing the wire or cable and backfilling while digging the trench with this machine. The CL7 Model installs wire 7" deep.

Watch on YouTube [TP400CL3 How to Operate](#)

FEATURES:

- Zero-turn steering
- Handle folds for storage
- Handle mounted throttle controls

SPECS:

- Weight: 165lbs
- Dimensions: 48"L x 28"W x 35"H (includes handlebar)
- Engine: Honda GX Series
- Drive: Wet Clutch System
- Equipped with bed edging blade